

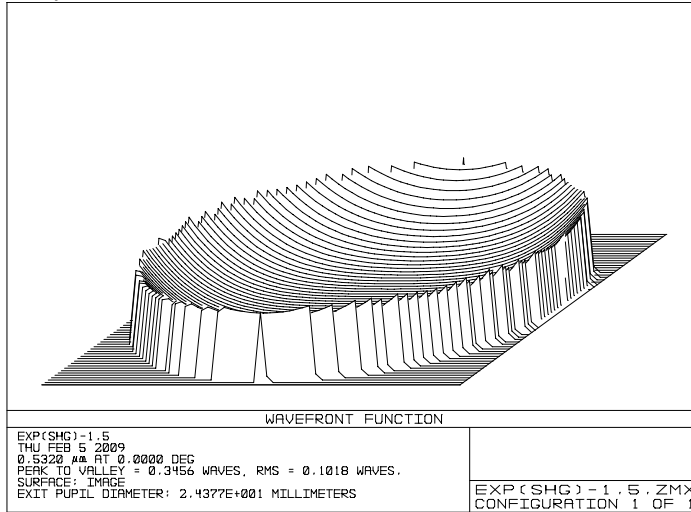
EXP0532-1.5X

Expansion Ratio: 1.5×

Wavefront Distortion: 0.1018waves

Input Beam: $\phi 8\text{mm}$

Output Beam: $\phi 12\text{mm}$



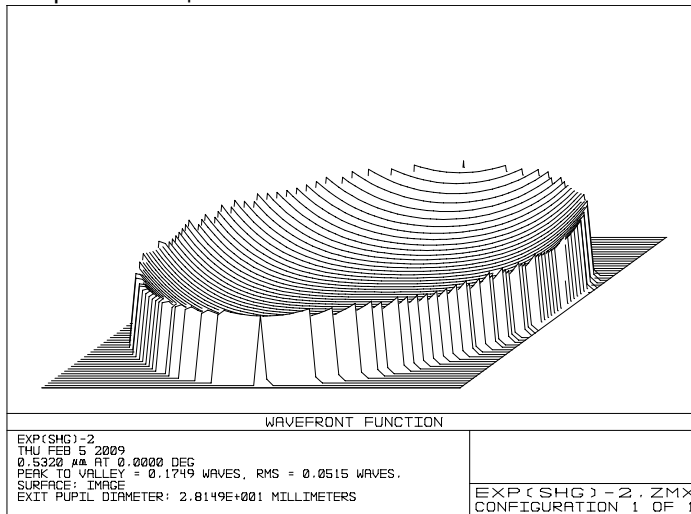
EXP0532-2X

Expansion Ratio: 2×

Wavefront Distortion: 0.0515waves

Input Beam: $\phi 8.5\text{mm}$

Output Beam: $\phi 17\text{mm}$



EXP0532-3X


Expansion Ratio: 3×

Wavefront Distortion: 0.0004waves

Input Beam: $\phi 6\text{mm}$

Output Beam: $\phi 18\text{mm}$






EXP0532-4X

Expansion Ratio: 4×

Wavefront Distortion: 0.1239waves

Input Beam: ϕ 5mm

Output Beam: ϕ 20mm




EXP0532-6X

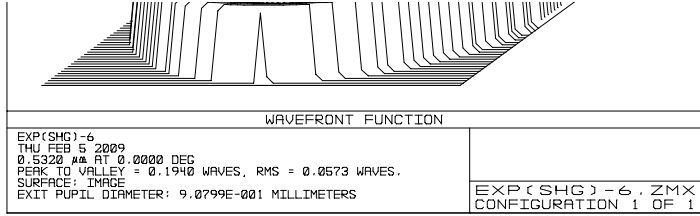
Expansion Ratio: 6×

Wavefront Distortion: 0.0573waves

Input Beam: ϕ 3mm

Output Beam: ϕ 18mm






EXP0532-8X

Expansion Ratio: 8×

Wavefront Distortion: 0.0325waves

Input Beam: ϕ 2mm

Output Beam: ϕ 16mm



Expansion Ratio: 10×

Wavefront Distortion: 0.0255waves

Input Beam: ϕ 1.8mm

Output Beam: ϕ 18mm

